

palad[®]

Design for All Shapes and Sizes

CATALOGUE

8.5.2023

A close-up photograph of a brown, tufted chair seat. The tufting consists of a grid of small, raised diamond-shaped indentations. A black rectangular label with the word 'palad' in white lowercase letters and a registered trademark symbol is attached to the seat. The background is a plain, light-colored surface.

palad®

TUMA Family

palad®

TUMA SMALL



- #1100 TUMA SMALL without Backrest
- #1101 TUMA SMALL with Backrest
- #1102 TUMA SMALL with Magazine Stand
- #1103 TUMA SMALL with Table

Upholstery FR Collection Blake
Gabriel Step
Gabriel Step Melange
Ask about other upholstery options

Table-Top High-pressure laminated MDF
Magazine Case (Formica-laminate)

Legs Black, Silver and White;
Furniture wheels also available

The smoothly rounded TUMA™ sofa brings people together by offering a comfortable seat for everyone.

The middle module can be chosen from different options: an upholstered back rest, a table or a stand for magazines/books. In addition, you can choose a model without the backrest

TUMA LARGE



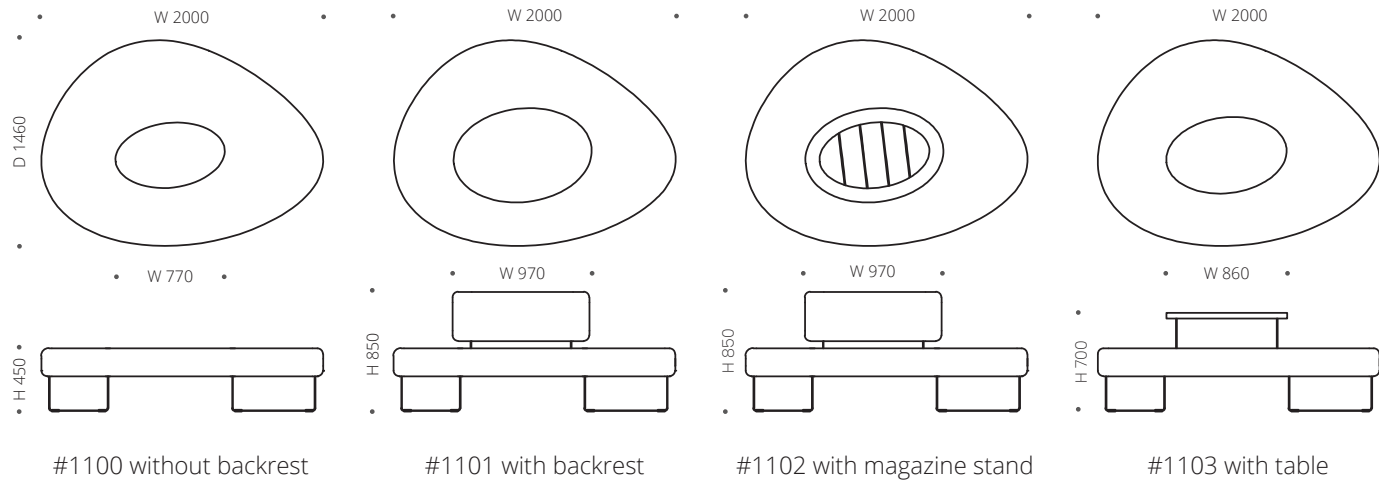
#1200	TUMA™ LARGE without back rest
Measurements	2500 X 1820, H 450
#1201	TUMA™ LARGE with back rest
#1202	TUMA™ LARGE with magazine stand
Measurements	2500 X 1820, H 850
#1203	TUMA™ LARGE with table
Measurements	2500 X 1820, H 700
Sitting height	H 450
Upholstery	FR Collection Blake Gabriel Step Gabriel Step Melange
Table top	High pressure laminate Magazine stand
Legs	Black, Silver and White Furniture wheels also available

The smoothly rounded TUMA™ sofa brings people together by offering a comfortable seat for everyone.

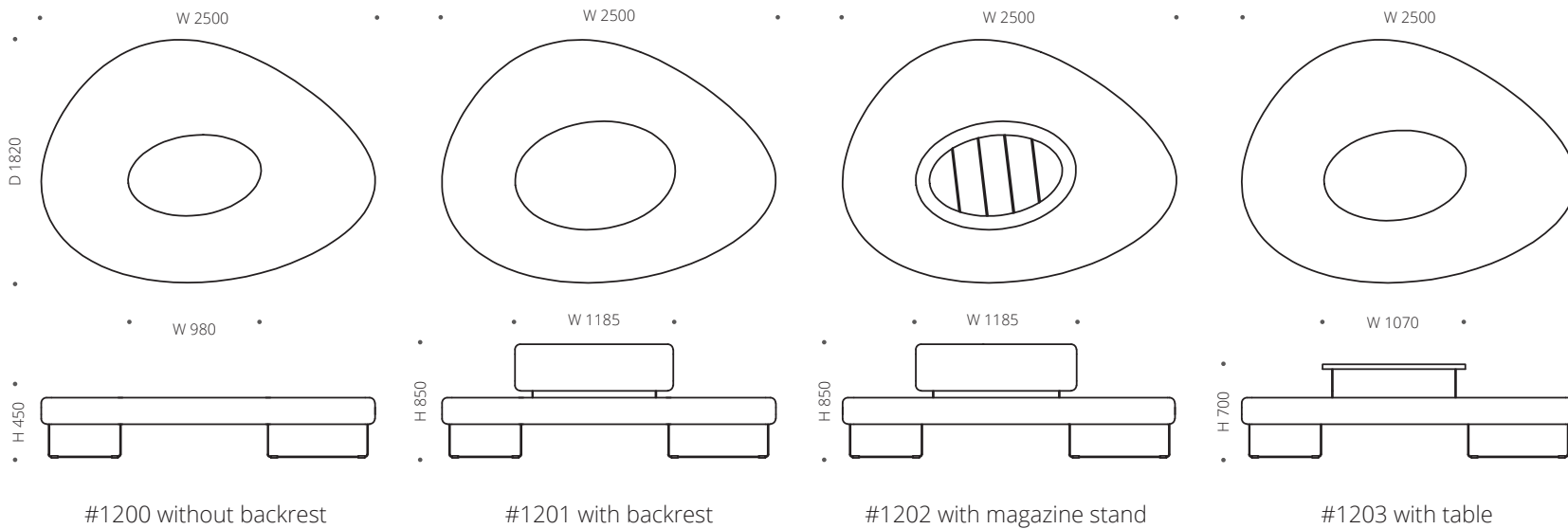
The middle module can be chosen from different options: an upholstered back rest, a table or a stand for magazines/books. In addition, you can choose a model without the backrest.

TUMA Sofa

TUMA SMALL:



TUMA LARGE:



TUMA-R



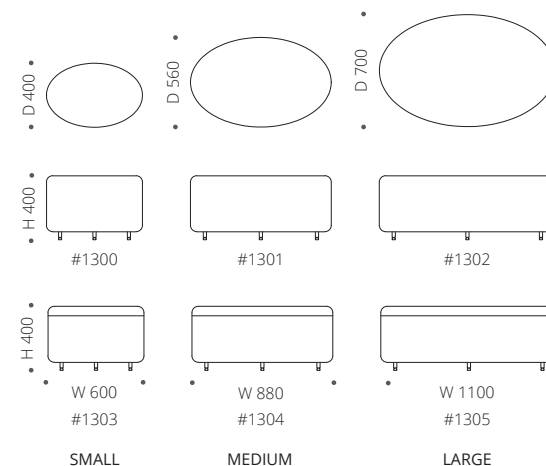
TUMA-R™ is a petite stool with multiple uses and functions. You can use it as a chair or as a footstool together with the TUMA™ sofa.

TUMA-R™ comes in three different sizes and can be arranged into a nice and lively furniture composition. Inside the lidded model there is plenty of storage space.

- #1300 TUMA-R™ SMALL
- #1301 TUMA-R™ MEDIUM
- #1302 TUMA-R™ LARGE
- #1303 TUMA-R™ SMALL with lid
- #1304 TUMA-R™ MEDIUM with lid
- #1305 TUMA-R™ LARGE with lid

Upholstery FR Collection Blake
Gabriel Step
Gabriel Step Melange

Legs Black, Silver and White



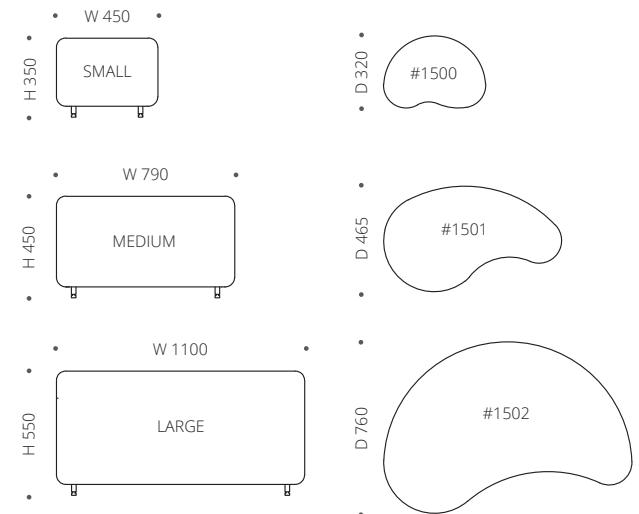
ALKIO



- #1500 ALKIO™ SMALL
- #1501 ALKIO™ MEDIUM
- #1502 ALKIO™ LARGE

Upholstery FR Collection Blake
Gabriel Step
Gabriel Step Melange

Legs Black, Silver and White



With its simple and interesting look ALKIO™ brings expression to the space.

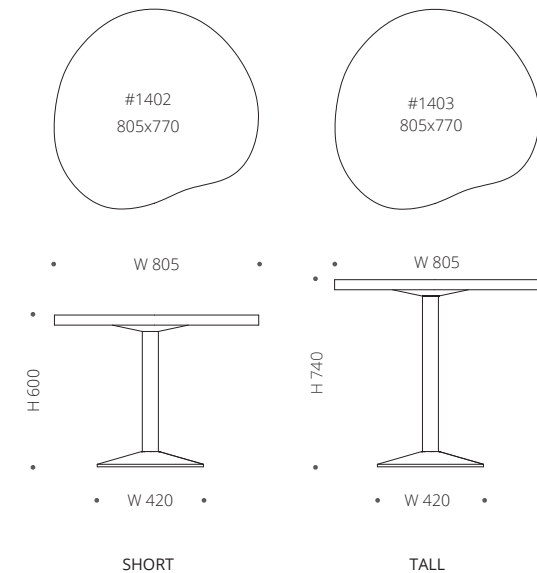
The three different sizes allow multiple ways of placing the furniture. The numerous options in upholstery and colour give countless opportunities for interior design.

TUMA-P



- #1400 TUMA-P™ SMALL with flat base
- #1401 TUMA-P™ LARGE with flat base
- #1402 TUMA-P™ SMALL with tulip base
- #1403 TUMA-P™ LARGE with tulip base

Table top High pressure laminate
Basic colours Black, red,
grey, white
Legs Black, Silver and White



This lovely table is the completing piece of furniture in the TUMA™ family. The round organic design continues in the table top of TUMA-P™.

Thanks to its playful shape you can organize fun groups or lines with it. This expressive table is suitable for different kinds of interiors and it can also be used outdoors. The colour and pattern of the table top are adjustable by the needs of the customer.

TUMA-P MINI



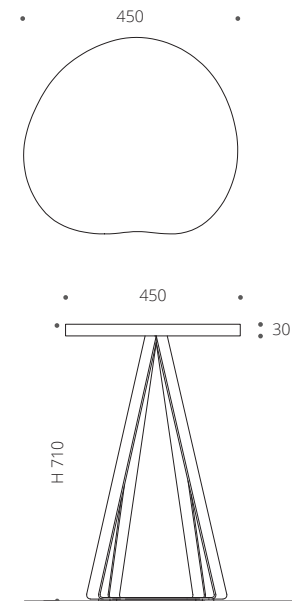
TUMA-P is very suitable for complementing TUMA furniture. Thanks to its organic shape, TUMA-P tables can also be placed in fun groups or lines.

This expressive level, also suitable for outdoor use, adapts to every space. The appearance of the table top can be modified according to the customer's wishes.

#1400 TUMA-P™ MINI with cross-leg

Table top High-pressure laminate
Colours Black, red, grey and white

Leg Black, silver and white





REX Family

palad®

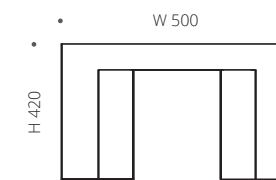
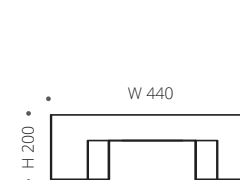
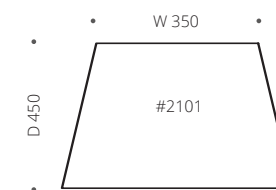
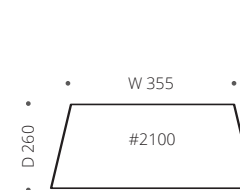
REX ARC



#2100 REX ARC™ SMALL

#2101 REX ARC™ LARGE

Upholstery FR Collection Blake
Gabriel Step
Gabriel Step Melange



SMALL

LARGE

REX ARC™ ottoman follows the shape of REX ARC™, and it makes a perfect complement to furniture unities.

Thanks to its streamlined design it can be placed separately or in a group and by changing the arrangement, the seat blends into multiple environments.

REX-T



WITH BACK REST:

- #2200 BRL REX -T™ / BACK-RIGHT-LEFT
- #2201 BR REX -T™ / BACK-RIGHT
- #2202 BL REX -T™ / BACK-LEFT
- #2203 B REX -T™ / BACK
- #2204 B2 REX -T™ / BACK 2

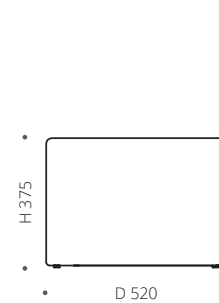
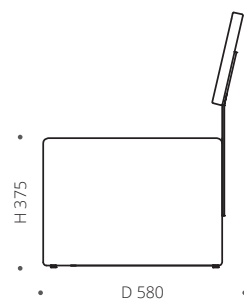
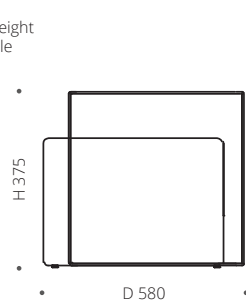
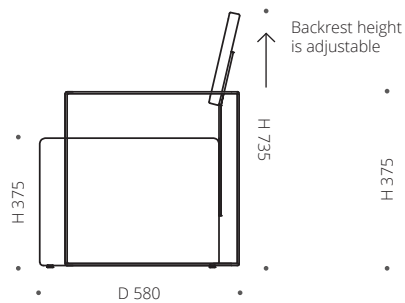
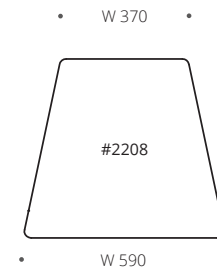
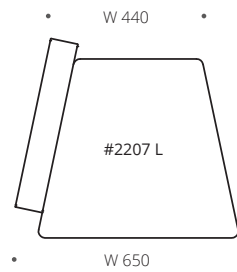
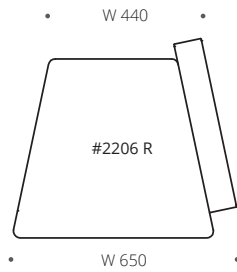
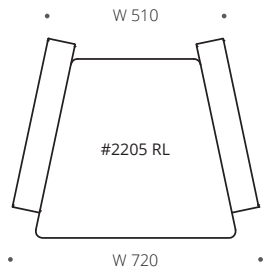
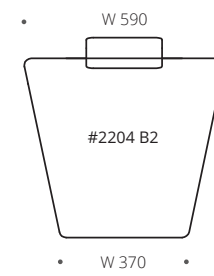
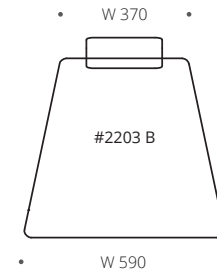
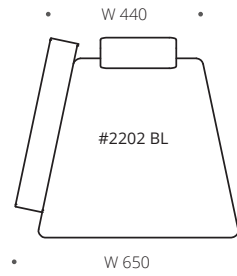
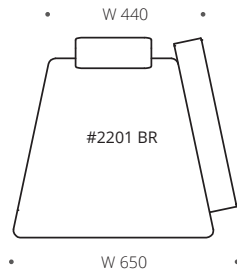
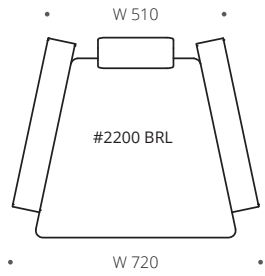
WITHOUT BACK REST:

- #2205 RL REX -T™ / RIGHT-LEFT
- #2206 R REX -T™ / RIGHT
- #2207 L REX -T™ / LEFT
- #2208 REX -T™

- Upholstery** FR Collection Blake
Gabriel Step
Gabriel Step Melange
- Leg/arm rest** Black, Silver and White

The streamlined and futuristic REX-T™ chair can be used to create different kinds of groups. The arm rests can be taken off and one can choose the side of the adjustable back rest.

REX-T Series



REX-SLICE SMALL



WITH BACK REST:

#2300 RR REX-SLICE™ SMALL / RIGHT-RIGHT

#2301 RL REX-SLICE™ SMALL / RIGHT-LEFT

#2302 LR REX-SLICE™ SMALL / LEFT-RIGHT

#2303 LL REX-SLICE™ SMALL / LEFT-LEFT

Measurements W 1000, D 850/600, H 750

Sitting height H 450

WITHOUT BACK REST:

#2304 R REX-SLICE™ SMALL / RIGHT

#2305 L REX-SLICE™ SMALL / LEFT

Measurements W 1000, D 850/600, H 450


Upholstery FR Collection Blake
Gabriel Step
Gabriel Step Melange

Legs Black, silver and white

Expressing classic design REX-SLICE™ works perfectly in the middle of the room as well as against the wall. You can also arrange the REX-SLICE™ sofas to face each other and that way get a playful furniture unit.

There is a model with the backrest and a model without the backrest, and the backrest can be installed either on the wider or the thinner side of the seat.

REX-SLICE MEDIUM



WITH BACK REST:

#2400 RR REX-SLICE™ M / RIGHT-RIGHT

#2401 RL REX-SLICE™ M / RIGHT-LEFT

#2402 LR REX-SLICE™ M / LEFT-RIGHT

#2403 LL REX-SLICE™ M / LEFT-LEFT

Measurements W 1500, D 850/600, H 750

Sitting height H 450

WITHOUT BACK REST:

#2404 R REX-SLICE™ MEDIUM / RIGHT

#2405 L REX-SLICE™ MEDIUM / LEFT

Measurements W 1500, D 850/600, H 450


Upholstery FR Collection Blake
Gabriel Step
Gabriel Step Melange

Legs Black, silver and white

Expressing classic design REX-SLICE™ works perfectly in the middle of the room as well as against the wall. You can also arrange the REX-SLICE™ sofas to face each other and that way get a playful furniture unit.

There is a model with the backrest and a model without the backrest, and the backrest can be installed either on the wider or the thinner side of the seat.

REX-SLICE LARGE



WITH BACK REST:

- #2500 RR REX-SLICE™ LARGE / RIGHT-RIGHT
- #2501 RL REX-SLICE™ LARGE / RIGHT-LEFT
- #2502 LR REX-SLICE™ LARGE / LEFT-RIGHT
- #2503 LL REX-SLICE™ LARGE / LEFT-LEFT

Measurements W 2000, D 850/600, H 750

Sitting height H 450

WITHOUT BACK REST:

- #2504 R REX-SLICE™ LARGE / RIGHT
- #2505 L REX-SLICE™ LARGE / LEFT

Measurements W 2000, D 850/600, H 450

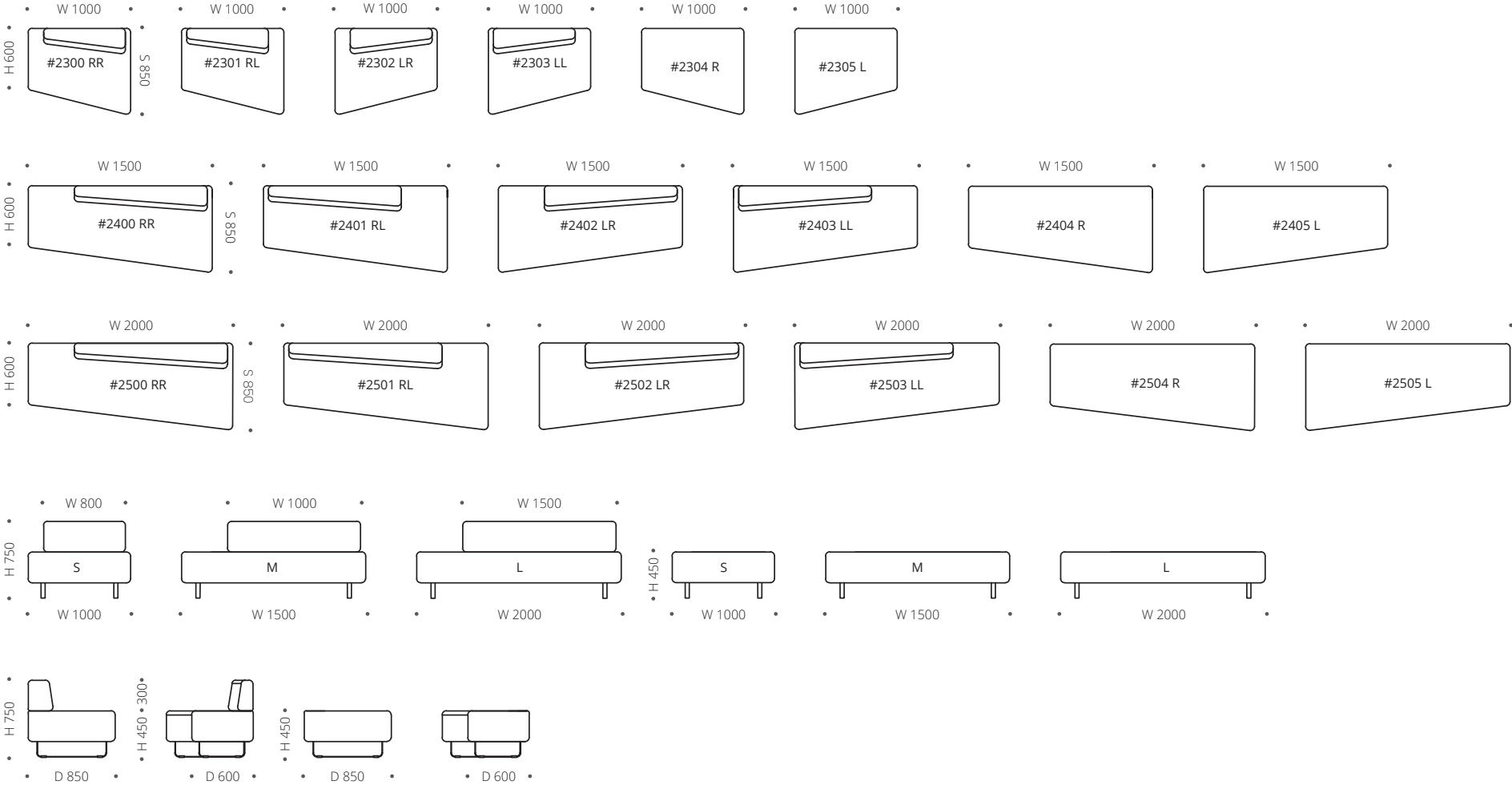
Upholstery FR Collection Blake
Gabriel Step
Gabriel Step Melange

Legs Black, silver and white

Expressing classic design REX-SLICE™ works perfectly in the middle of the room as well as against the wall. You can also arrange the REX-SLICE™ sofas to face each other and that way get a playful furniture unit.

There is a model with the backrest and a model without the backrest, and the backrest can be installed either on the wider or the thinner side of the seat.

REX-SLICE Series



PESÄ



#2600

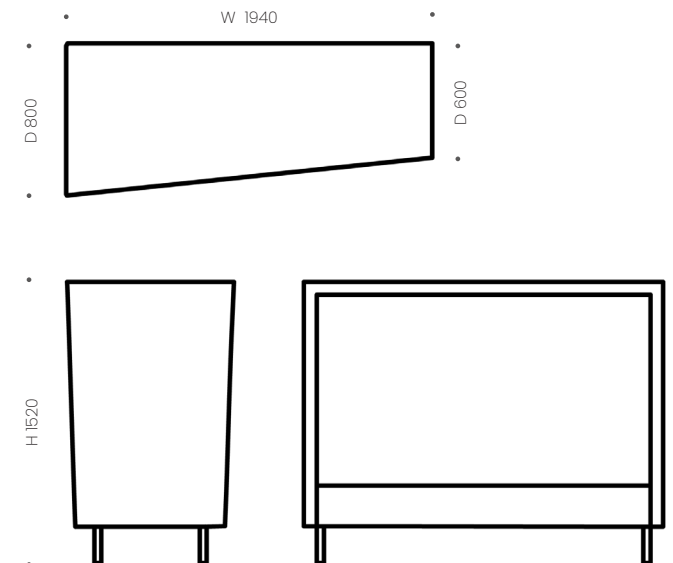
PESÄ

Upholstery

FR Collection Blake
Gabriel Step
Gabriel Step Melange
Ask about other upholstery options

Legs

Black, silver and white



PESÄ is an acoustic public space furniture, in the shelter of which you can breastfeed a child or rest without extra fuss around.

The furniture is also available with protective curtains or a mat that can be installed on both sides, which can be used, for example, in a yoga studio.

STEP



#2700

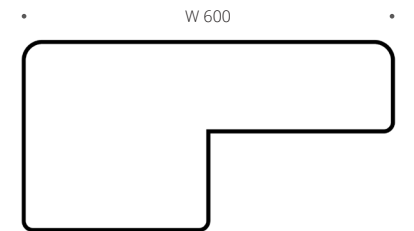
STEP

Upholstery

FR Collection Blake
Gabriel Step
Gabriel Step Melange
Ask for other upholstery options

Legs

Anti-slip stables, also available for adjustment stables.



The Step stair bench is designed as a seating position for the staircases in the lobby areas. The product is ideally suited for e.g. the student level.

The step stair bench can be made for one, two or three seats. The size of the seat and the upholstery are customizable.



BOX Family

palad[®]

ORTOBOX



The stylish ORTOBOX™ is, thanks to its adjustable and foldable legs, but a table also an interior design element that modifies the space and with folded legs the table top can be used as a podium on the floor.

ORTOBOX is the perfect choice for multi-use spaces.

#3200

ORTOBOX™

Table top

High pressure laminate

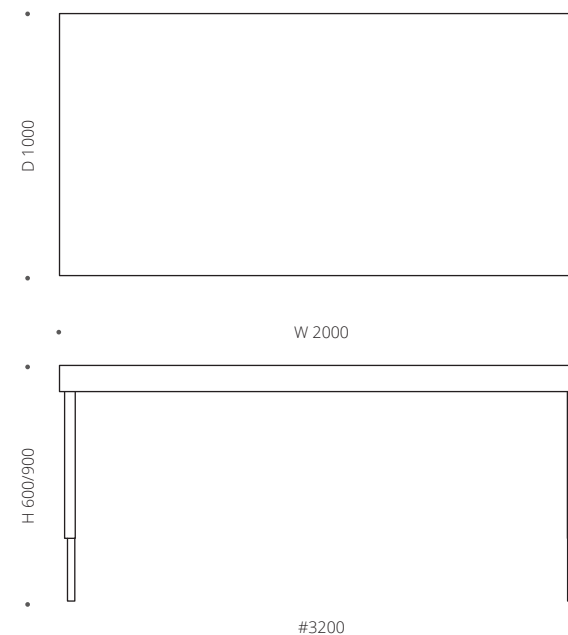
Basic colours

Black, grey, brown and natural

Legs

Black, silver, white and red
Adjustable (interval of 20mm),
Legs can be folded and locked
under the table

* Spruce plank and veneer available



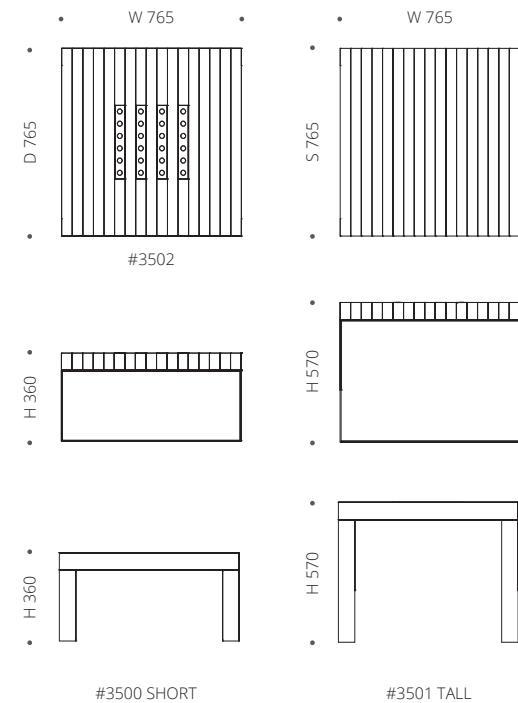
palad®



The 22™ table, made out of solid pine, works excellently both in lounge areas as in private apartments. This characteristic piece of furniture is suitable for both formal and informal environments.

Candles, flowers and magazines can be placed into the metal holder that comes as an accessory.

- #3500 22™ SMALL
- #3501 22™ LARGE
- #3502 22™ metal compartment (accessory)
- Table top** Solid pine
- Basic colours** Black, grey, brown and natural
- Finish** Wood oil, translucent
- Legs** Metal parts, black, silver, white and red



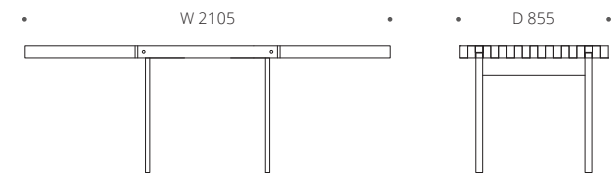
23 SMALL



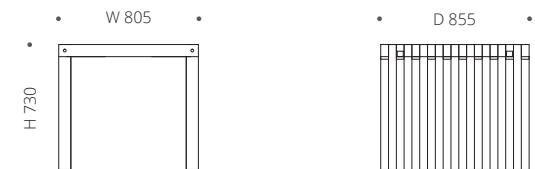
#3600 23™ SMALL

#36000

- Table top** Solid pine
- Basic colours** Black, grey, brown, burnt brown and natural
- Finish** Wood oil, translucent
- Legs** Black, white and silver



Extended



Folded

23™ SMALL -table is suitable for 2-8 persons. The table fits 2-8 persons. This expressive furniture made out of solid pine is a real wonder in restaurants.

Thanks to its transformable design it gives either more room on the floor or extra seats for even bigger groups.

23 LARGE

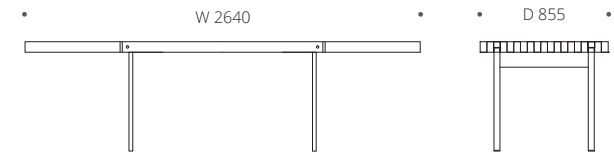


The foldable structure of the 23™ table makes it easy to transform this piece of furniture from a four-seater table into a ten-seater. This expressive furniture made out of solid pine is a real wonder in restaurants.

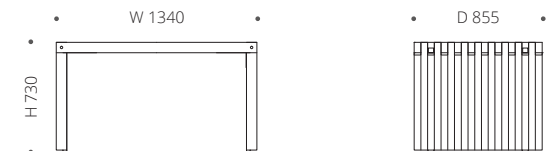
Thanks to its transformable design it gives either more room on the floor or extra seats for even bigger groups.

#3700 23™ LARGE
#37000

Table top Solid pine
Basic colours Black, grey, brown, burnt brown and natural
Finish Wood oil, translucent
Legs Black, white and silver



Extended



Folded

TOWERI



#3700

#3701

#3702

Material

Colours

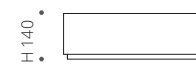
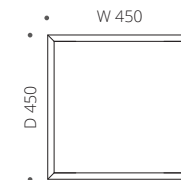
ISOTOWER

LITTLE TOWER

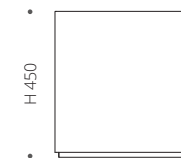
BOX BENCH

Veneered MDF

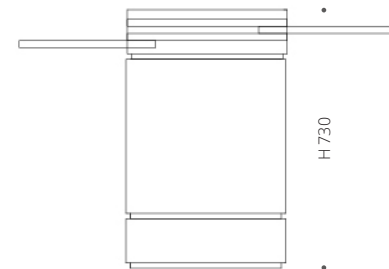
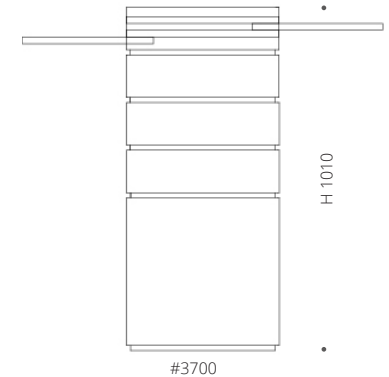
Oak, birch, pine and spruce



MODULIT



#3702



Thanks to its modularity, TOWERI transforms in no time from a standing workstation into a storage tower or a coffee table with stools.

CEE



CEE functions as a social table or shelf that hides three drawers of storage space. A wireless charging point can be integrated into the table.



#3800

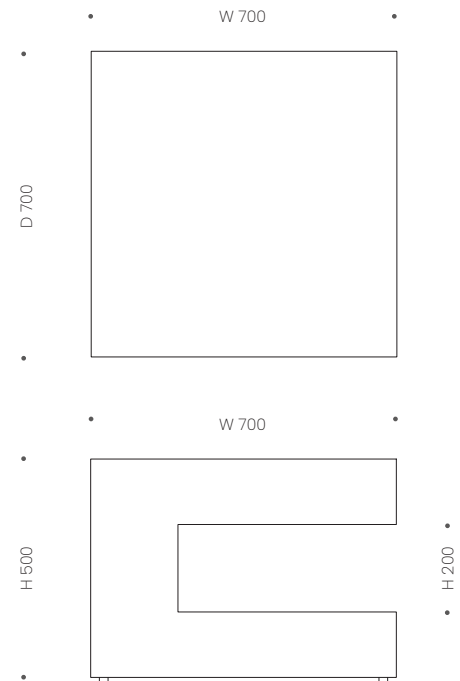
CEE

Frame

Veneered MDF

Colours

Oak, birch, pine and spruce



SLIDE



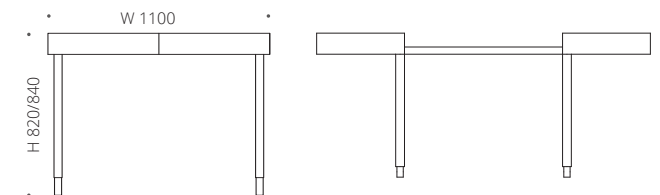
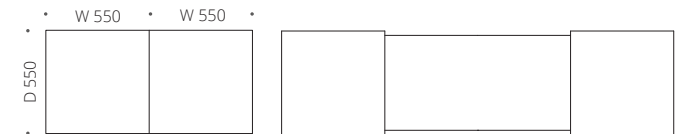
#3900 SLIDE - LAMINATE

#39000 SLIDE - VENEER

Table top Laminated MDF

Colours White, black and red

Legs Black, silver and white



SLIDE is the perfect desk: thanks to the adjustable legs, it works both as a desk for children and as a standing work surface for adults.

With the help of pull-out shelves, papers and things piled up on the table can be easily hidden.

PÖLKKY



#3910

PÖLKKY

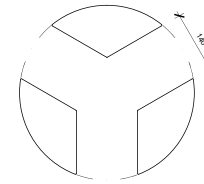
Material

Kelohonka

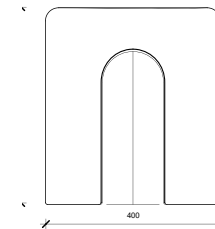
Colours

Natural

VAAKALEIKKAUS 1:10



ISTUIN EDESTÄ 1:10



PÖLKKY is a rough seat carved from kelo wood, which is perfect for lobbies and places where you want to be close to nature.

The seat carved from a natural coil serves as a beautiful interior design element.

Every PÖLKKY is unique.

BOX



#3100

BOX™ / BIRCH

#31001

BOX™ / MDF

Frame - K

Solid birch

Basic colours - K

Black, red, grey,
dark grey and white

Frame - M

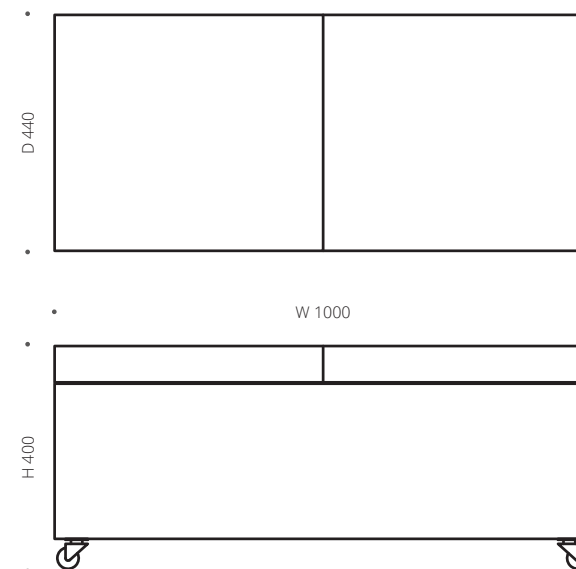
High pressure laminate (mdf)

Basic colours - M

Black, red and white

Legs

Castors (rubber)



#3100 / #31001

The BOX™ family offers multipurpose tables and practical storage furniture. These products bring fresh look into private residence as well as public space.

ARC / ARC OPEN

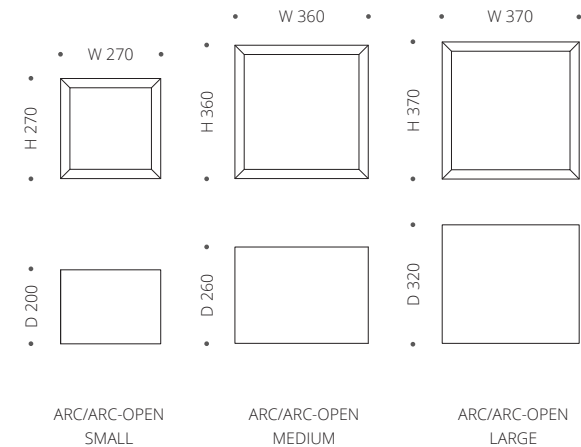


The ARC™ shelving system can be arranged in multiple ways. The ARC OPEN™ shelf has a removable top. On its own this storage system also functions as an interior design element.


#34000 - BIRCH / #3400 - MDF ARC™ SMALL
 #34010 - BIRCH / #3401 - MDF ARC™ MEDIUM
 #34020 - BIRCH / #3402 - MDF ARC™ LARGE

#34100 - BIRCH / #3410 - MDF ARC-OPEN™ S
 #34110 - BIRCH / #3411 - MDF ARC-OPEN™ M
 #34120 - BIRCH / #3412 - MDF ARC-OPEN™ L

Frame - K Solid birch
Basic colours - K Red, grey, dark grey and white
Finish Wood oil, translucent
Frame - M High pressure laminate (mdf)
Basic colours - M Black, red and white



MATCHBOX



The streamlined MATCHBOX™ is a spectacular shelf that hides a storage drawer for small items.


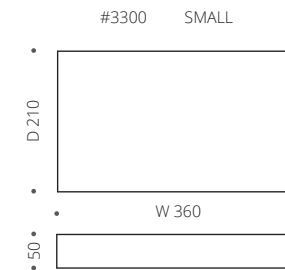
The steel structure follows the minimalistic and functional design. MATCHBOX comes in two different sizes and is perfect for creating a lively and even sculptural composition. RAL Classic colours available.

#3300 MATCHBOX™ SMALL

#3301 MATCHBOX™ LARGE

Frame Steel

Basic colours Black, red, white and silver



AID Family

palad®

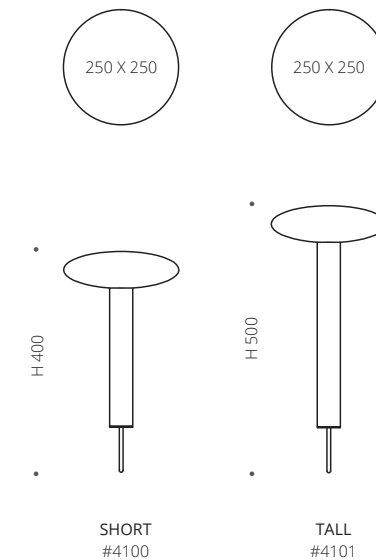


TATTIS



- 4100 TATTIS™ SMALL
- 4101 TATTIS™ MEDIUM
- 4102 TATTIS™ LARGE

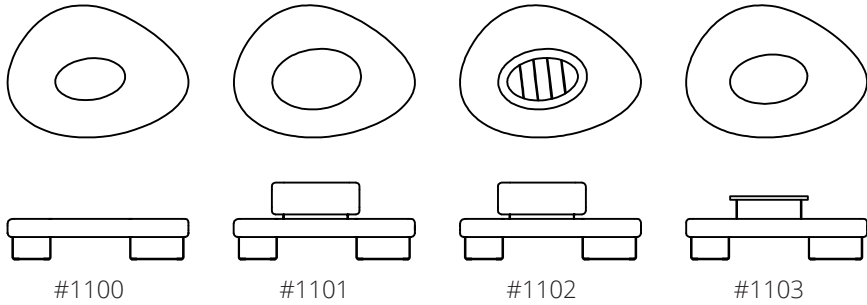
Material Solid pine
Set colours Black, brown
Finish Wood oil, translucent
Ground spike Diameter 8mm, H 100mm



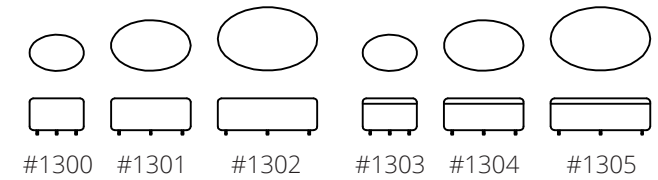
The colors of the seat and the leg can be chosen separately. The height of the leg can be chosen from two different options.

TUMA Family

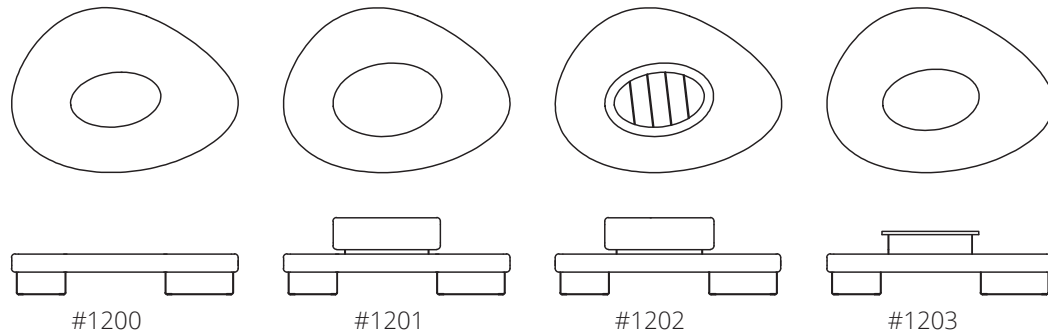
TUMA SMALL



TUMA-R




TUMA LARGE



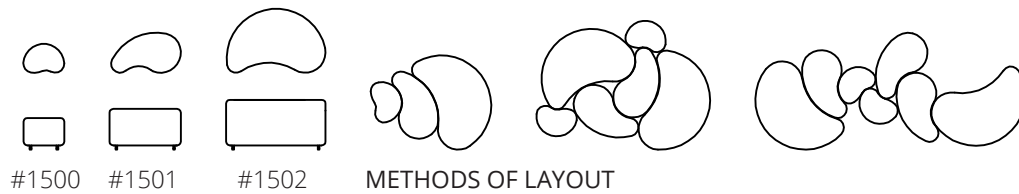
TUMA-P



TUMA-P MINI

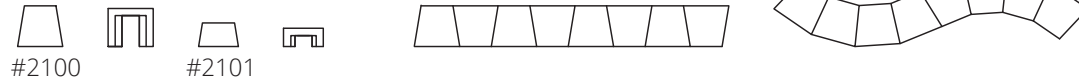


ALKIO

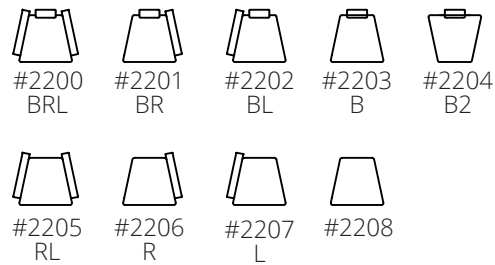


REX Family


REX ARC



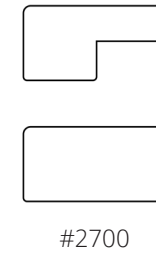
REX-T



PESÄ



STEP

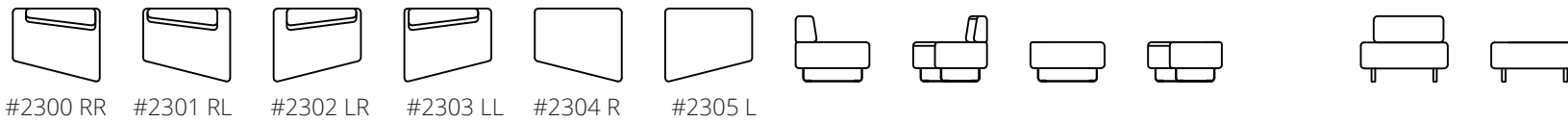


AID Family

TATTIS




REX-SLICE SMALL



REX-SLICE MEDIUM

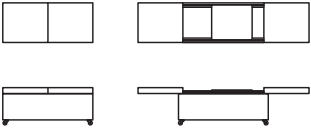


REX-SLICE LARGE



BOX Family

BOX



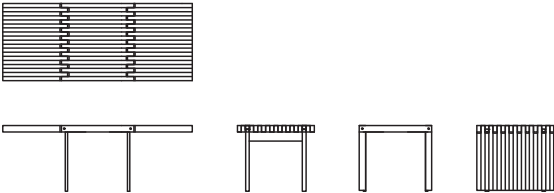
#3100/#31001

ORTOBOX



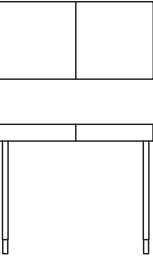
#32000 / #32001

23 SMALL



#3600 / #36000

SLIDE

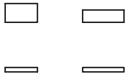


#3900 / #39000



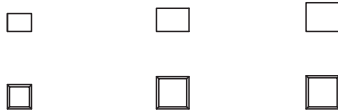
#3800

MATCHBOX



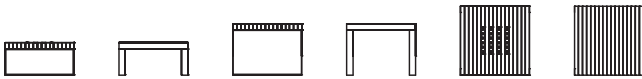
#3300 #3301

ARC / ARC OPEN



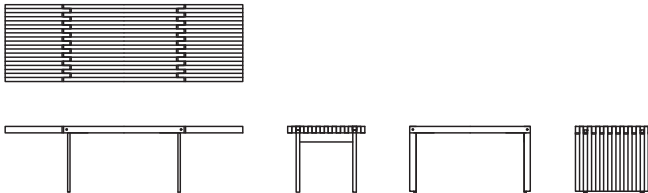
#3400/#34000 #3401/#34010 #3402/#34020
#3410/#34100 #3411/#34110 #3412/#34120

22



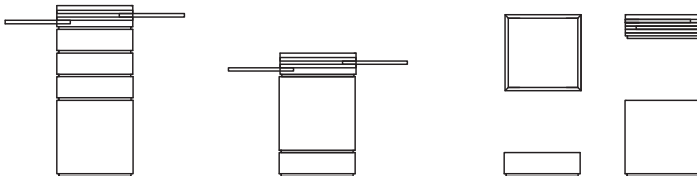
#3500 #3501 #3502

23 LARGE



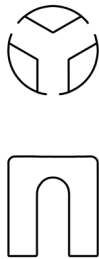
#3601 / #36010

TOWERI



#3700 #3701 MODULES #3702

PÖLKKY



#3910



Palad Showroom
Puijonkatu 16
Kuopio, Finland

 www.palad.fi  palad@palad.fi

palad[®]
Design for All Shapes and Sizes