

palad[®]

CATALOGUE

26.11.2021

TUMA family



palad®

TUMA SMALL



#1100

TUMA SMALL – without back rest



#1101

TUMA SMALL – with back rest



#1102

TUMA SMALL – with magazine stand



#1103

TUMA SMALL – with table

Upholstery

FR Collection Blake
Gabriel Step
Gabriel Step Melange
Ask for other upholstery options.

Table top, magazine stand

Laminated MDF board

Leg

black, silver, white

The smoothly rounded TUMA sofa brings people together by offering a comfortable seat for everyone. The middle module can be chosen from different options: an upholstered back rest, a table or a stand for magazines/books. In addition to these options, you can choose a model without the backrest.

TUMA LARGE



#1200

TUMA LARGE - without back rest



#1201

TUMA LARGE - with back rest



#1202

TUMA LARGE - with magazine stand



#1203

TUMA LARGE - with table

Upholstery

FR Collection Blake
Gabriel Step
Gabriel Step Melange
Ask for other upholstery options.

Table top, magazine stand

Laminated MDF board

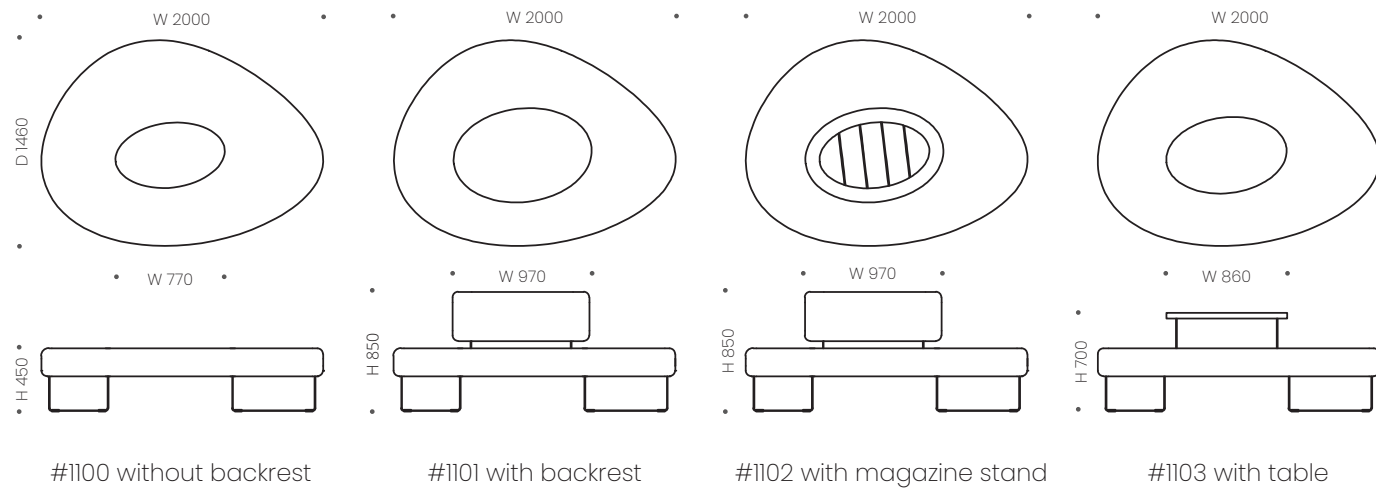
Leg

black, silver, white

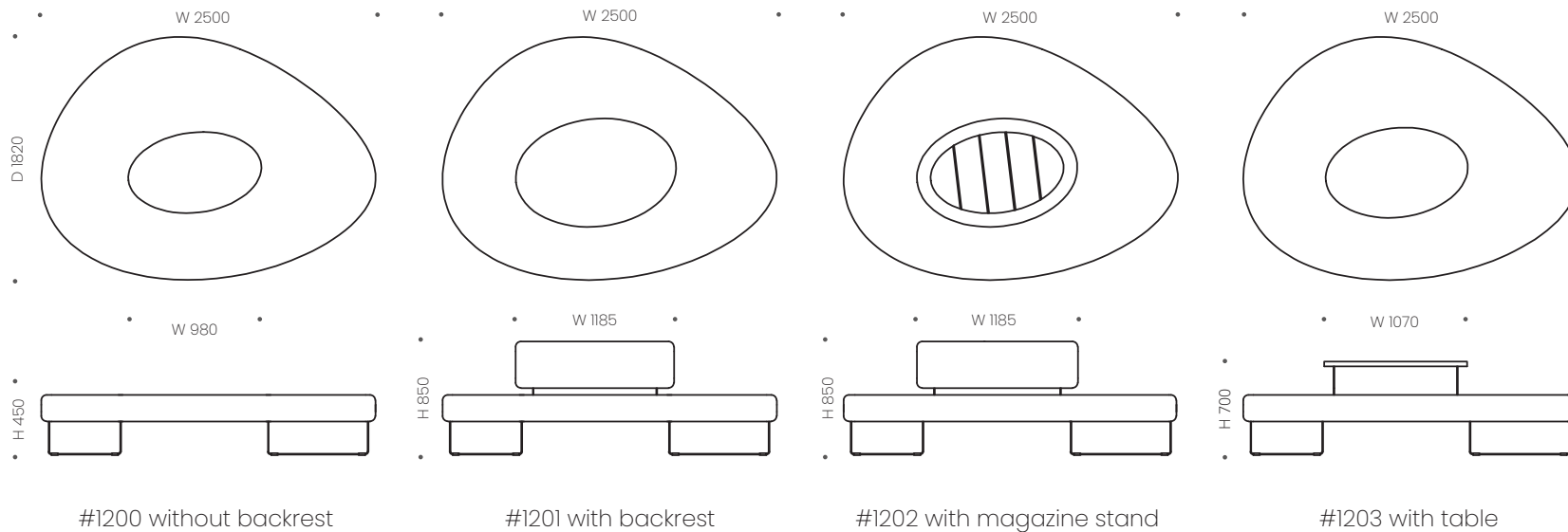
The smoothly rounded TUMA sofa brings people together by offering a comfortable seat for everyone. The middle module can be chosen from different options: an upholstered back rest, a table or a stand for magazines/books. In addition to these options, you can choose a model without the backrest.

TUMA sofa

TUMA SMALL



TUMA LARGE



TUMA-R

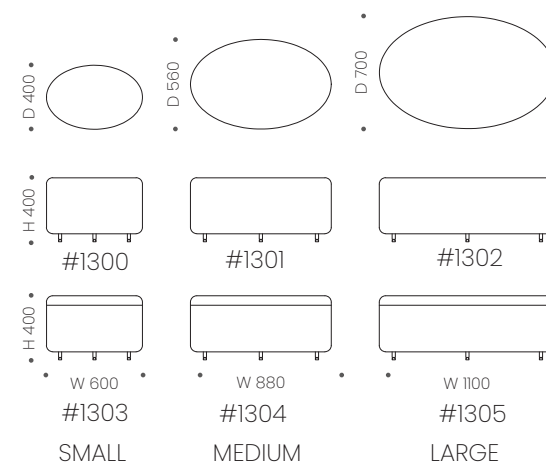


TUMA-R is an ottoman with multiple uses and functions. You can use it as a chair or as a footstool together with the TUMA sofa. TUMA-R comes in three different sizes and can be arranged into a nice and lively furniture composition. There is plenty of storage space inside the lidded model.

#1300	TUMA-R SMALL
#1301	TUMA-R MEDIUM
#1302	TUMA-R LARGE
#1303	TUMA-R SMALL / with lid
#1304	TUMA-R MEDIUM / with lid
#1305	TUMA-R LARGE / with lid

Upholstery FR Collection Blake
Gabriel Step
Gabriel Step Melange
Ask for other upholstery options.

Leg black, silver, white



TUMA-P



This lovely table is the completing piece of furniture in the TUMA family. The round organic design of the TUMA family continues in the table top of TUMA-P. Thanks to its vivid shape you can organize playful groups or lines with it. This expressive table is suitable for different kinds of interiors both indoors and outdoors. The colour and pattern of the table top are adjustable by customer needs.

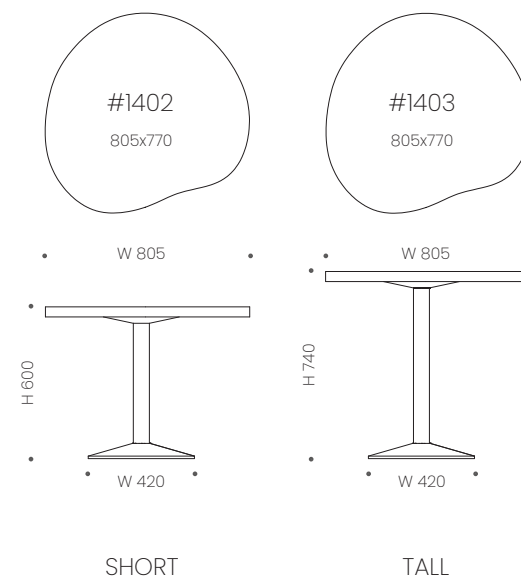
#1402 TUMA-P SHORT - flat base

#1403 TUMA-P TALL - flat base

Table top Laminated MDF board

Basic colours black, red,
grey, white

Leg black, silver, white



TUMA-P MINI



This lovely table is the completing piece of furniture in the TUMA family. The round organic design of the TUMA family continues in the table top of TUMA-P. Thanks to its vivid shape you can organize playful groups or lines with it. This expressive table is suitable for different kinds of interiors both indoors and outdoors. The colour and pattern of the table top are adjustable by customer needs.

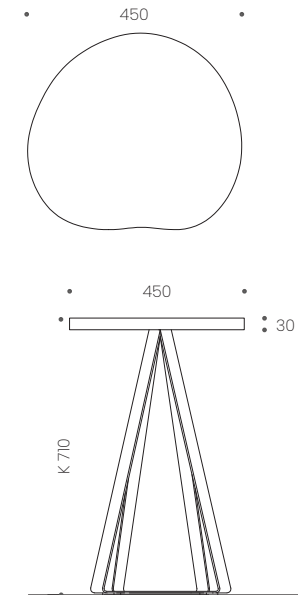
#1400

TUMA-P MINI - x-base

Table top Laminated MDF board

Basic colours black, red,
grey, white

Leg black, silver, white



ALKIO

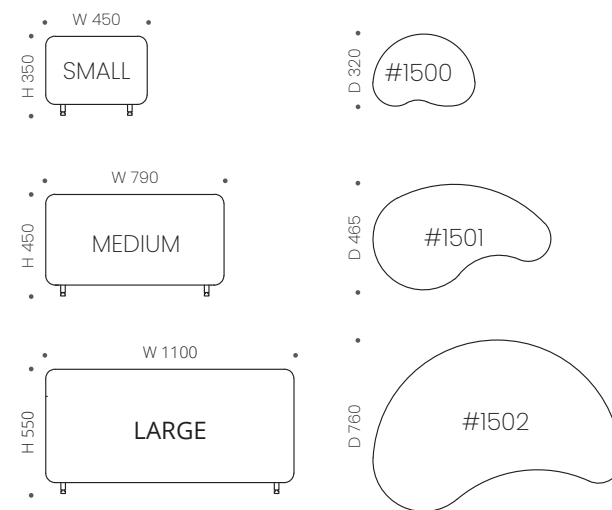


With its simple and cosy design, ALKIO footstool brings a comfortable feel to the interior. The three different sizes allow multiple ways of combining ALKIO footstools. The numerous options in upholstery and colour offer different choices of interior design.

- #1500** ALKIO SMALL
- #1501** ALKIO MEDIUM
- #1502** ALKIO LARGE

Upholstery FR Collection Blake
Gabriel Step
Gabriel Step Melange
Ask for other upholstery options.

Leg black, silver, white




REX family



palad®

REX ARC



Thanks to the streamlined design of REX ARC footstool, it can be placed separated or in a group. By changing the arrangement, the seat blends into multiple environments. REX ARC comes in two sizes: large and small nicely complementing any interior design.

#2100

REX ARC SMALL

#2101

REX ARC LARGE

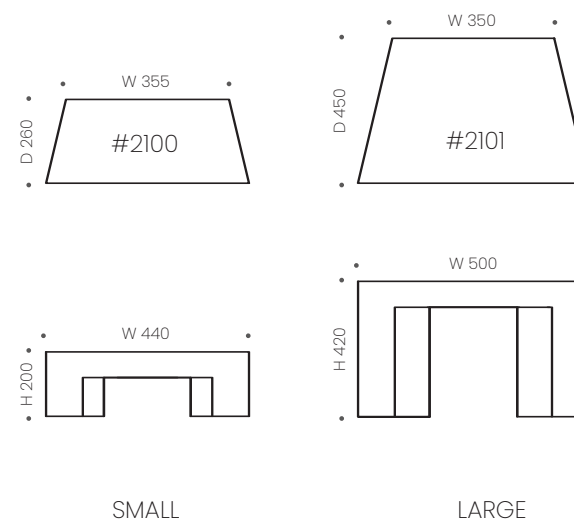
Upholstery

FR Collection Blake

Gabriel Step

Gabriel Step Melange

Ask for other upholstery options.



REX-T



The streamlined and futuristic REX-T chair is the statue of REX family. It can be used to create different kinds of furniture groups. The chair is available with or without and an adjustable back rest and arm rests.




WITH BACK REST:

#2200 BRL	REX -T / BACK-RIGHT-LEFT
#2201 BR	REX -T / BACK-RIGHT
#2202 BL	REX -T / BACK-LEFT
#2203 B	REX -T / BACK
#2204 B2	REX -T / BACK 2



WITHOUT BACK REST:

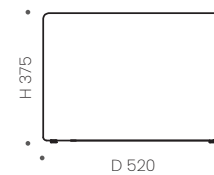
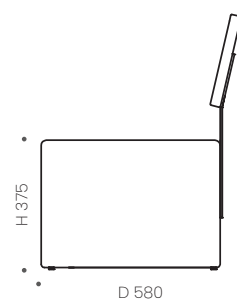
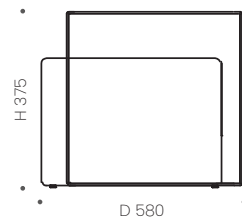
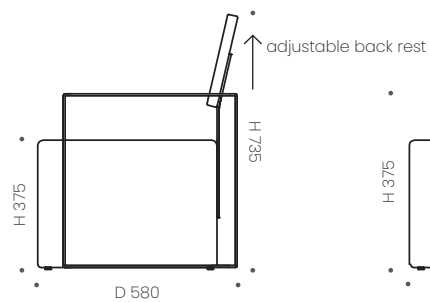
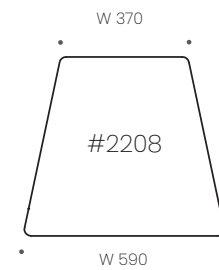
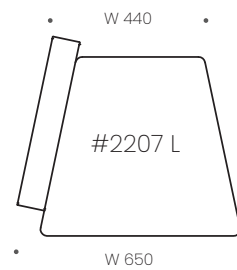
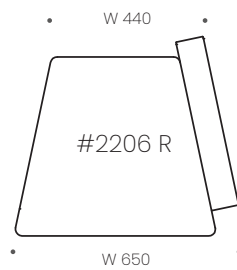
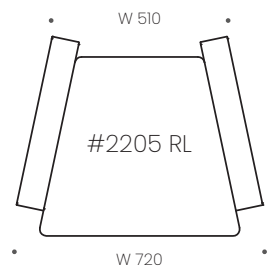
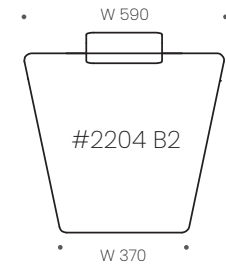

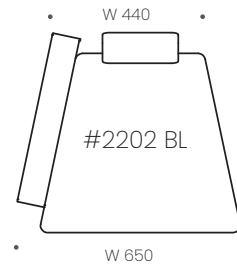
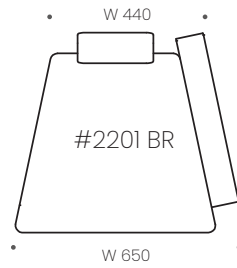
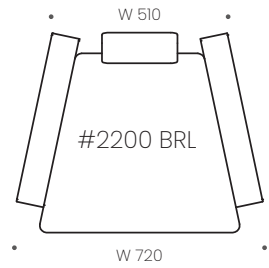
#2205 RL	REX -T / RIGHT-LEFT
#2206 R	REX -T / RIGHT
#2207 L	REX -T / LEFT
#2208	REX -T



Upholstery	FR Collection Blake
	Gabriel Step
	Gabriel Step Melange
	Ask for other upholstery options.

Leg/arm rest	black, silver, white
--------------	----------------------

REX-T series



REX-SLICE SMALL



WITH BACKREST:

#2300 RR	REX-SLICE SMALL / RIGHT-RIGHT
#2301 RL	REX-SLICE SMALL / RIGHT-LEFT
#2302 LR	REX-SLICE SMALL / LEFT-RIGHT
#2303 LL	REX-SLICE SMALL / LEFT-LEFT

WITHOUT BACKREST:

#2304 R	REX-SLICE SMALL / RIGHT
#2305 L	REX-SLICE SMALL / LEFT

Upholstery	FR Collection Blake Gabriel Step Gabriel Step Melange Ask for other upholstery options.
-------------------	--

Leg	black, silver, white
------------	----------------------

Expressing classic design REX-SLICE works perfectly in the middle of the room as well as against a wall. It comes in three sizes: small, medium and large. You can arrange the REX-SLICE sofas to face each other create a playful furniture unit. The sofa comes with or without the backrest. The backrest can be installed on either side of the back of the sofa.

REX-SLICE MEDIUM



WITH BACKREST:

- #2400 RR** REX-SLICE M / RIGHT-RIGHT
- #2401 RL** REX-SLICE M / RIGHT-LEFT
- #2402 LR** REX-SLICE M / LEFT-RIGHT
- #2403 LL** REX-SLICE M / LEFT-LEFT

WITHOUT BACKREST:


- #2404 R** REX-SLICE MEDIUM / RIGHT
- #2405 L** REX-SLICE MEDIUM / LEFT

Upholstery FR Collection Blake
Gabriel Step
Gabriel Step Melange
Ask for other upholstery options.

Leg black, silver, white

Expressing classic design REX-SLICE works perfectly in the middle of the room as well as against a wall. It comes in three sizes: small, medium and large. You can arrange the REX-SLICE sofas to face each other create a playful furniture unit. The sofa comes with or without the backrest. The backrest can be installed on either side of the back of the sofa.

REX-SLICE LARGE



WITH BACKREST:

- #2500 RR REX-SLICE LARGE / RIGHT-RIGHT
- #2501 RL REX-SLICE LARGE / RIGHT-LEFT
- #2502 LR REX-SLICE LARGE / LEFT-RIGHT
- #2503 LL REX-SLICE LARGE / LEFT-LEFT

WITHOUT BACKREST:

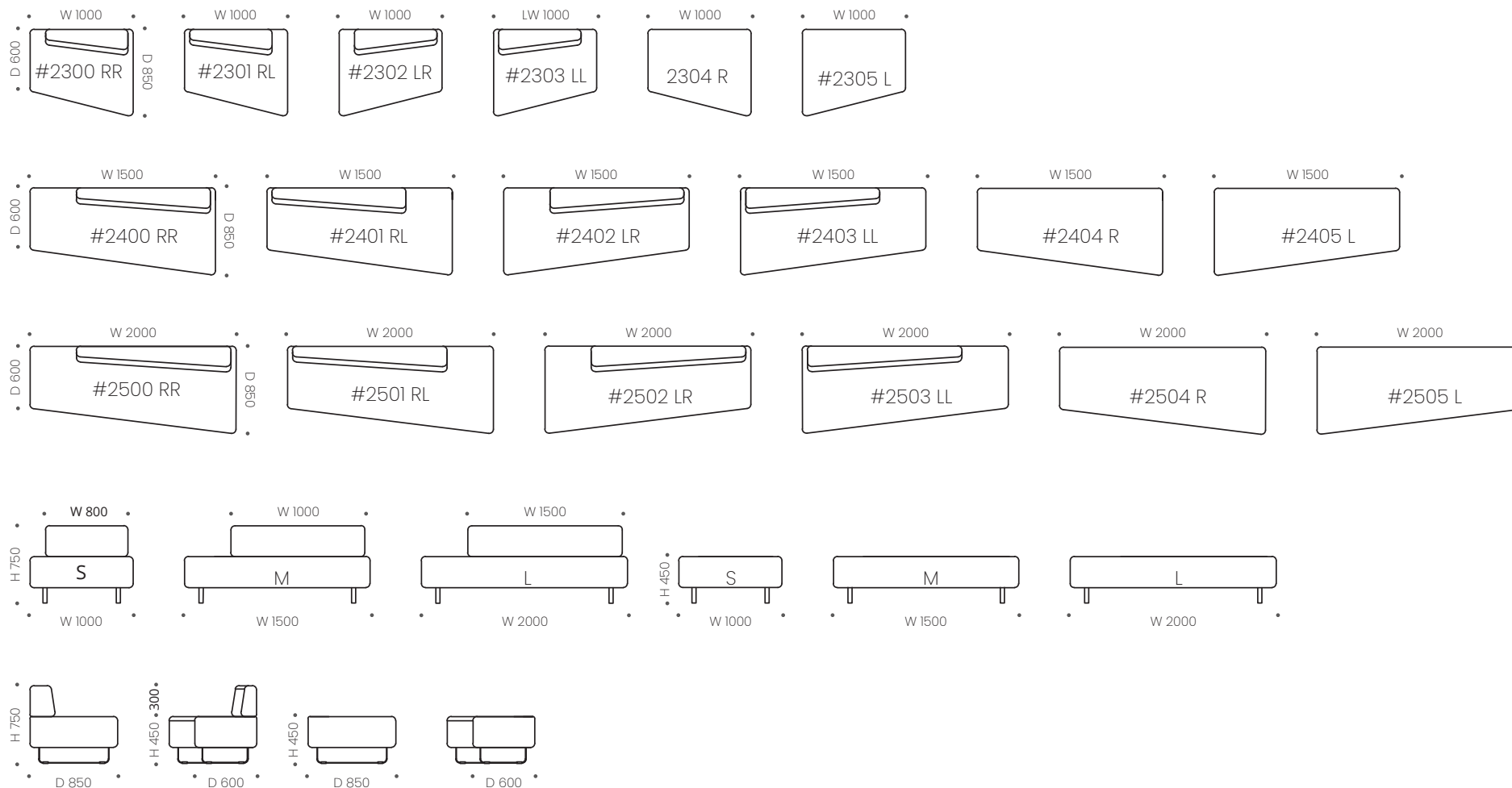
- #2504 R REX-SLICE LARGE / RIGHT
- #2505 L REX-SLICE LARGE / LEFT

Upholstery FR Collection Blake
Gabriel Step
Gabriel Step Melange
Ask for other upholstery options.

Leg black, silver, white

Expressing classic design REX-SLICE works perfectly in the middle of the room as well as against a wall. It comes in three sizes: small, medium and large. You can arrange the REX-SLICE sofas to face each other create a playful furniture unit. The sofa comes with or without the backrest. The backrest can be installed on either side of the back of the sofa.

REX-SLICE series



PESÄ



PESÄ is an acoustic public space furniture offering a protective safe heaven from surrounding sights and sounds. The furniture is available with curtains that can be installed on both sides of the furniture to provide protection, or with a mat, which serves for example for stretching.

#2600

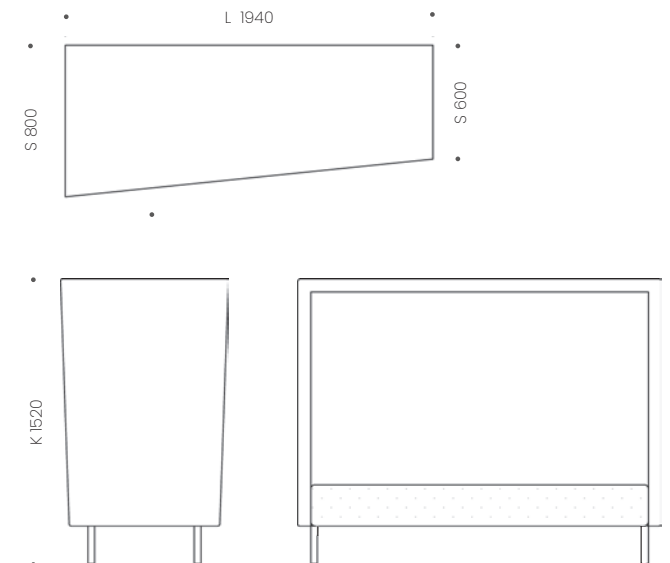
PESÄ

Upholstery

FR Collection Blake
Gabriel Step
Gabriel Step Melange
Ask for other upholstery options.

Leg

black, silver, white



BOX family



palad

BOX



The multifunctional BOX functions as a seat, a side board or a storage space. The streamlined design and honest functionality make it perfect for both homes and offices.

#3100 BOX – BIRCH

#31001 BOX – MDF

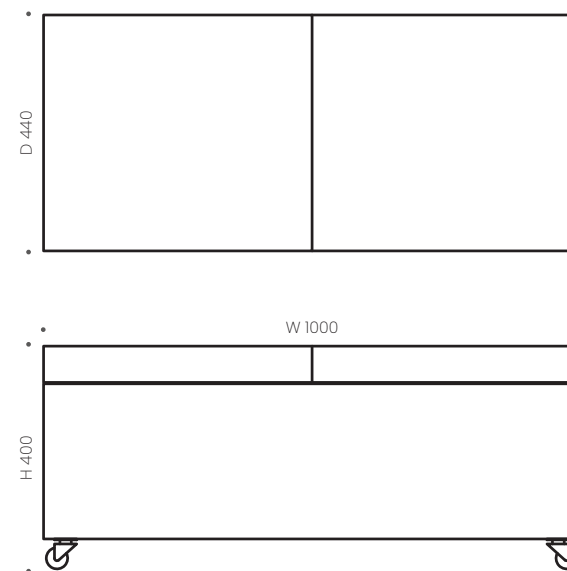
Frame – B Solid birch

Basic colours black, red, grey,
dark grey, white

Frame – M Laminated MDF board

Basic colours black, red, white

Leg castor wheels (rubber)



#3100 / #31001

ORTOBOX



The stylish ORTOBOX is, thanks to its adjustable and foldable legs, a table and also an interior design element that completes any space. The table top can be used as a podium on the floor with the legs folded. ORTOBOX is the perfect choice for multi-use interiors.

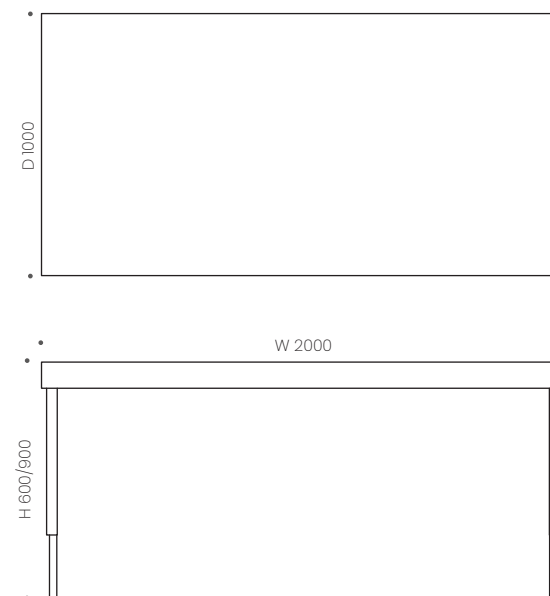
#3200 ORTOBOX

Table top Laminated MDF board*

Basic colours black, red, white

Leg black, silver, white, red
Adjustable (interval of 20mm),
legs can be folded and locked
under the table


* Spruce plank and veneer available



#3200

palad®

MATCHBOX



The streamlined MATCHBOX is a spectacular shelf that hides a storage drawer for small items. The steel structure follows a minimalistic and functional design. MATCHBOX comes in two different sizes and is perfect for creating a lively, even a sculptural composition. RAL Classic colours available.

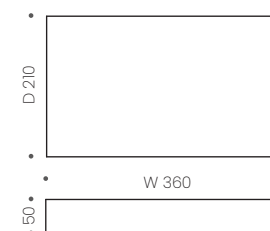
#3300 MATCHBOX SMALL

#3301 MATCHBOX LARGE

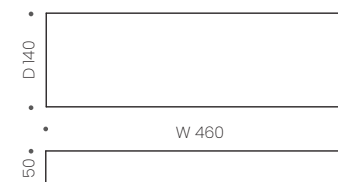
Frame Steel

Basic colours black, red,
white, silver

#3300 SMALL



#3301 LARGE



ARC / ARC OPEN



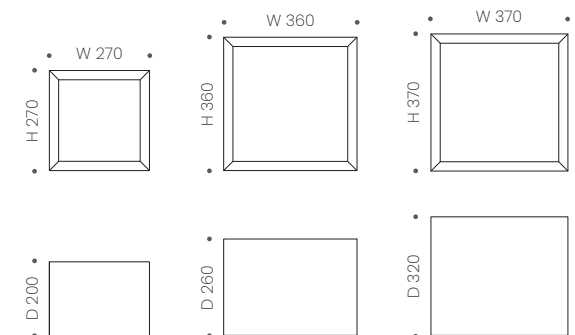
The ARC shelving system can be arranged in multiple ways. On its own this storage system functions as an interior design element. ARC is also available with a door. The ARC OPEN shelf has a removable top.

#34000 - BIRCH / #3400 - MDF ARC SMALL
 #34010 - BIRCH / #3401 - MDF ARC MEDIUM
 #34020 - BIRCH / #3402 - MDF ARC LARGE

#34100 - BIRCH / #3410 - MDF ARC-OPEN S
 #34110 - BIRCH / #3411 - MDF ARC-OPEN M
 #34120 - BIRCH / #3412 - MDF ARC-OPEN L

Frame - B Solid birch
Basic colours red, grey, dark grey, white
Finish Wood oil, translucent

Frame - M Laminated MDF board
Basic colours black, red, white



ARC/ARC-OPEN SMALL ARC/ARC-OPEN MEDIUM ARC/ARC-OPEN LARGE

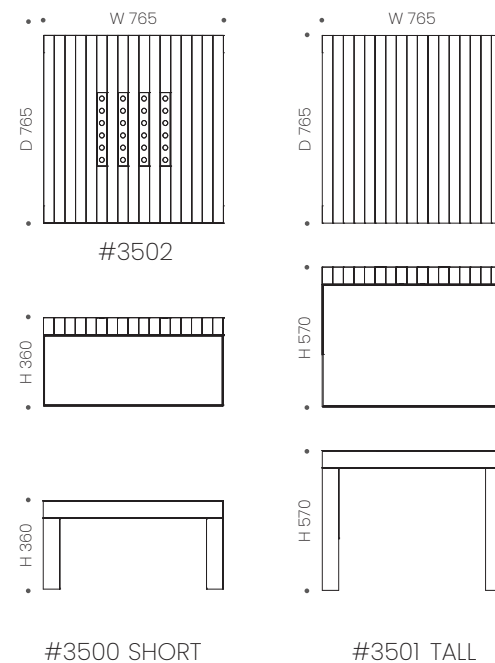
22



The 22 table, made out of solid pine, works extremely well both in lounge areas as in private apartments. This eloquent piece of furniture is suitable for both formal and informal environments. Candles, flowers and magazines can be placed into the metal holder that comes as an accessory.

#3500	22 SHORT
#3501	22 TALL
#3502	22 metal holder (accessory)

Table top	Solid pine
Basic colours	black, grey, brown, natural
Finish	Wood oil, translucent
Leg, metal parts	black, silver, white, red



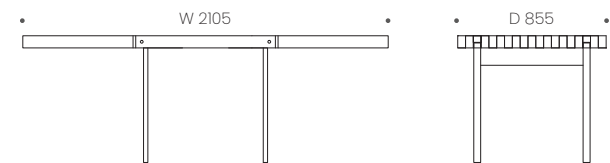
23 SMALL




23 SMALL table is suitable for 2-8 persons. This expressive furniture made out of solid pine is a perfect solution for demanding space requirements, such as restaurants. Thanks to its transformable design it gives either more room on the floor or extra seats for even bigger groups.

#3600 23 SMALL
#36000 23 SMALL burnt wood finish

Table top Solid pine
Basic colours black, grey, brown, burnt brown, natural
Finish Wood oil, translucent
Leg black, white, silver



EXTENDED



FOLDED

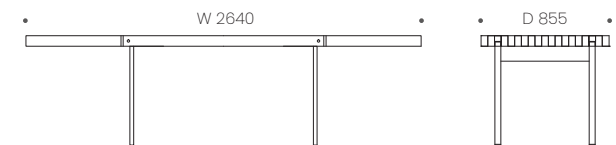
23 LARGE



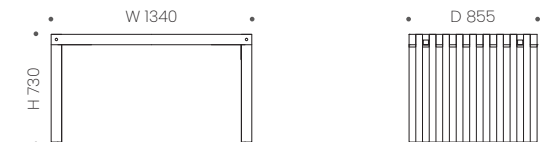
23 LARGE table is suitable for 4-10 persons. This expressive furniture made out of solid pine is a perfect solution for demanding space requirements, such as restaurants. Thanks to its transformable design it gives either more room on the floor or extra seats for even bigger groups.

#3700 23 LARGE
#37000 23 LARGE burnt wood finish

Table top solid pine
Basic colours black, grey, brown, burnt brown, natural
Finish wood oil, translucent
Leg black, white, silver



EXTENDED



FOLDED


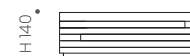
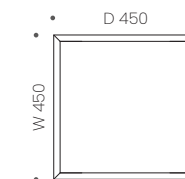
TOWERI



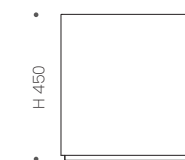
TOWERI instantly transforms from a standing workstation to a storage tower or coffee table / stool thanks to its modularity. It is also available as one unit and with furniture castors.

- #3700 TOWERI TALL
- #3701 TOWERI SHORT
- #3702 BOX BENCH

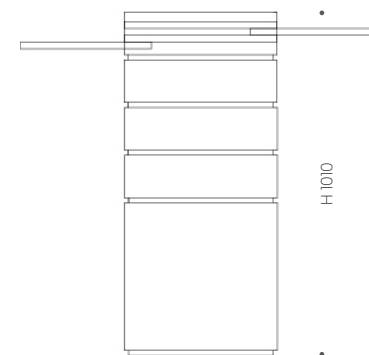
Material Veneered MDF board
Basic colours oak, birch, pine, spruce



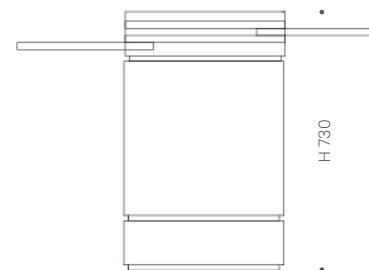
MODULES



#3702



#3700



#3701

CEE



The clear and sculptural CEE is a social table or a center piece suitable for many purposes. There are three hidden drawers of storage space in the table. A wireless charging point is available.

#3800

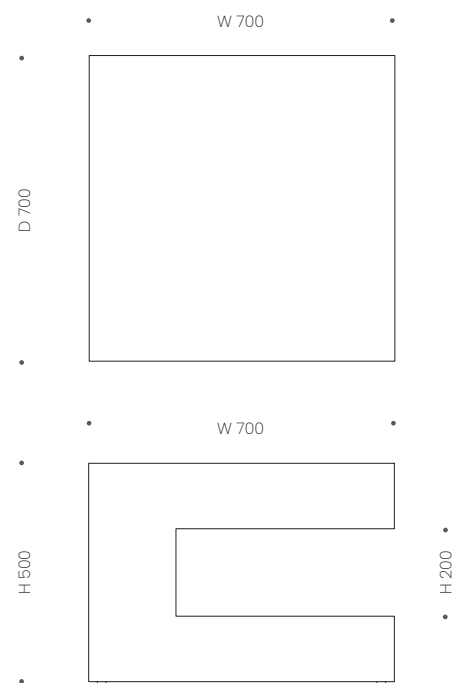
CEE

Material

Veneered MDF board

Basic colours

oak, birch, pine, spruce



SLIDE



SLIDE is a perfect table for the office. SLIDE table hides the papers and goods that are piled on your table. The height of the table is adjustable.

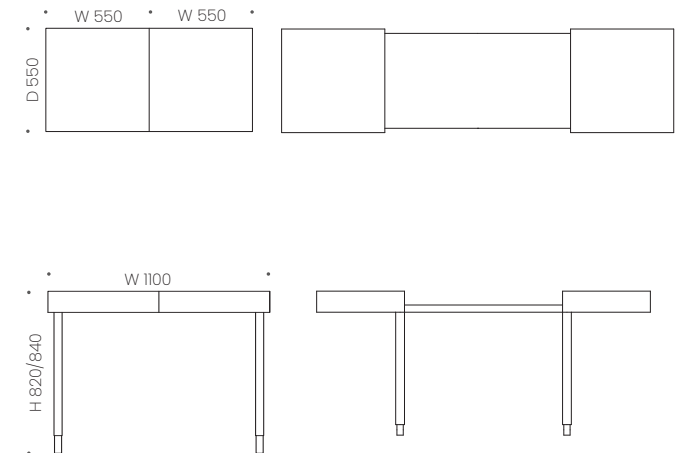
#3900 SLIDE - Laminate

#39000 SLIDE - Veneer

Table top Laminated MDF board

Basic colours white, black, red

Leg black, silver, white



AID family



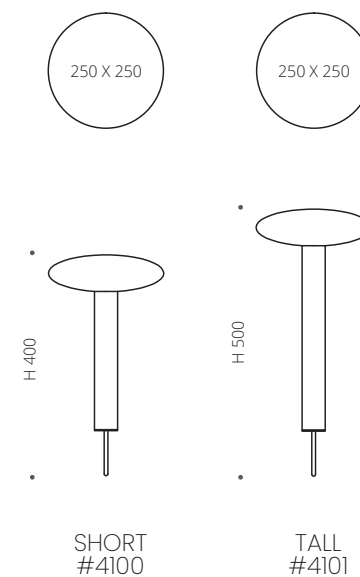
palad®

TATTIS



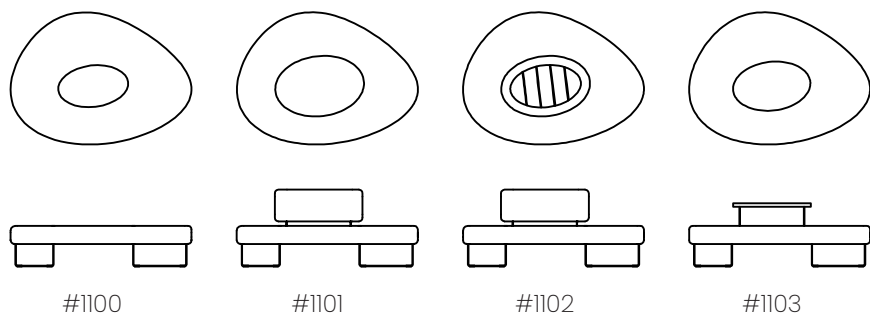
TATTIS is a stool designed for outdoor use and it blends nicely into the garden. It can be placed on both even and uneven ground. TATTIS is made out of solid pine and it comes in two different colours. The colours of the seat and the leg can be chosen separately. The height of the leg can be chosen from two different options.

#4100	TATTIS SHORT
#4101	TATTIS TALL
Material	solid pine
Set colours	black, brown
Finish	wood oil, translucent
Ground spike	diameter 8mm, H 100mm

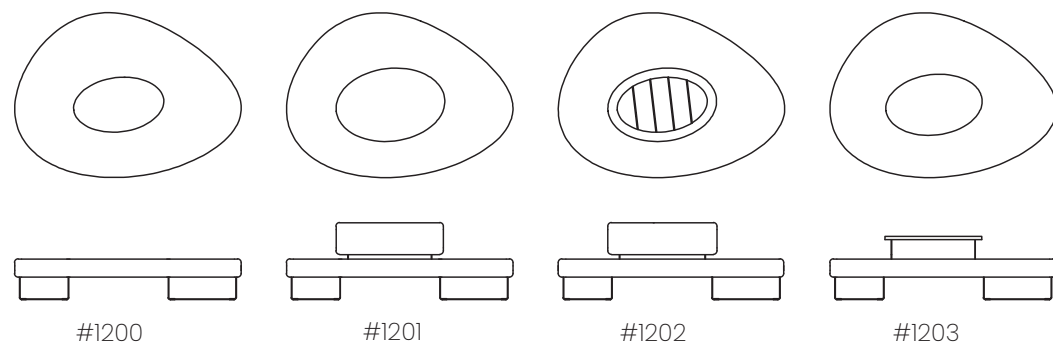


TUMA family


TUMA SMALL




TUMA LARGE



ALKIO



TUMA-R



TUMA-P

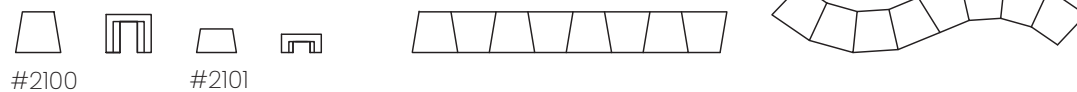


TUMA-P - MINI



REX family

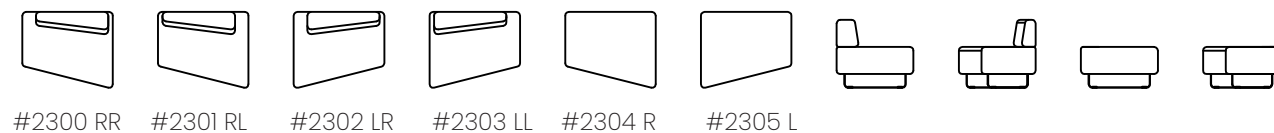
REX ARC



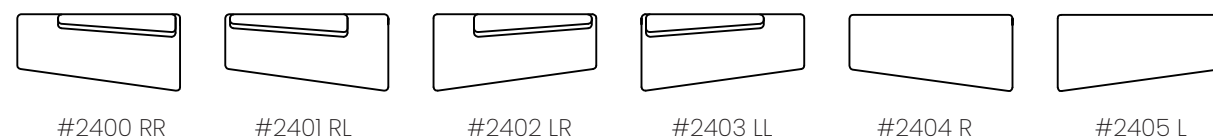
REX-T



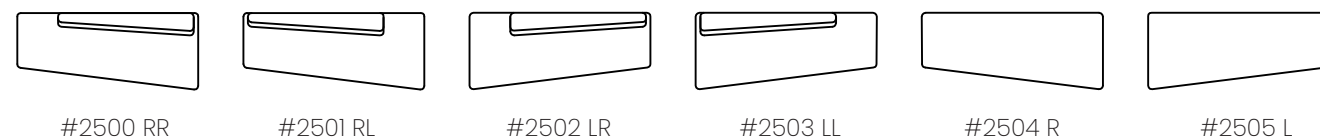
REX-SLICE SMALL



REX-SLICE MEDIUM

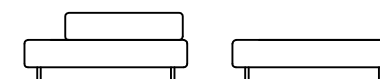
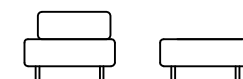


REX-SLICE LARGE



AID family

TATTIS



BOX family

BOX



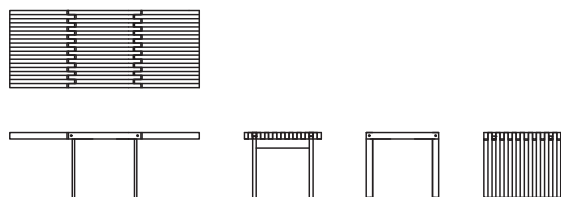
#3100 / #31001

ORTOBOX



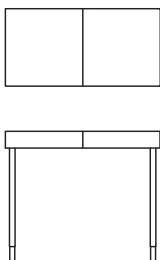
#32000 / #32001

23 SMALL



#3600 / #36000

SLIDE



#3900 / #39000



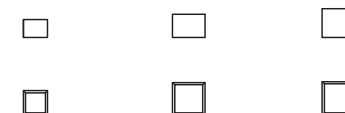
#3800

MATCHBOX



#3300 #3301

ARC / ARC OPEN



#3400 / #34000 #3401 / #34010 #3402 / #34020
#3410 / #34100 #3411 / #34110 #3412 / #34120

22

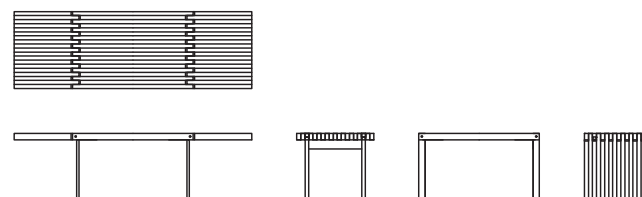


#3500

#3501

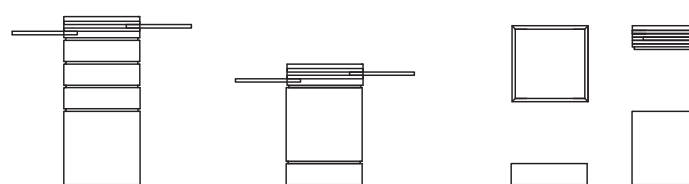
#3502

23 LARGE



#3601 / #36010

TOWERI



#3700

#3701

MODULES

#3702



CONTACT

PALAD SHOWROOM

Puijonkatu 16
70100 Kuopio
Finland

palad@palad.fi

+358 50 4362 355

www.palad.fi

[instagram.com/palad.fi](https://www.instagram.com/palad.fi)